

RANGE SP9

SINGLE-WHEELED SEMI-MOUNTED PLOUGHS



FOR TRACTORS FROM 120 TO 400 HP

Semi-mounted ploughs

Manoeuvrability, sturdiness, ergonomics

RANGE SP 9

The know-how and experience from Gregoire-Besson allows the SP range to be reliable and adaptable.

An ideal plough for high output.



Typical turnover

Rack-and-pinion system

- Gregoire-Besson exclusivity
- Reliability proven during several World Records
- More than 15 000 units already in service

Smooth use

- No shocks during turnover
- Movement can be reversed or stopped at any time without risk
- Articulated rear wheel can be steered
- Constant turnover speed



Pivoted headstock

- 110° turning angle
- Manoeuvrability and headlands shortened
- Hydraulic weight transfer control (optional equipment, Gregoire-Besson patented) : optimal weight transfer in hard conditions, use in extreme conditions and energy hp savings.



Compact frame, «Z» designed

Wheel position optimized

In the field:

- Rear positioned = optimal weight transfer
- No overhanging

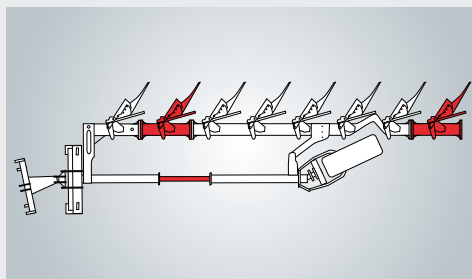
During turnover and transport, the centre of gravity is lowered:

- Stability
- Pressure on lower link arms is reduced



A large wheel

- Large diameter to easily pass over obstacles
- Large width for better lift capacity and improved stability
- Wheel tractor profile to work in the most difficult conditions
- Hydropneumatic suspension



Configuration adapted to your needs

- Extension : up to 2 additional furrows
- Gregoire-Besson exclusivity : one additional furrow mounted on front frame, to optimize weight transfer whatever the number of plough bodies



A complete and modern range

- Adjustable working width (multi-position element support bracket) or hydraulic variable width
- Disc coulter (optional equipment)
- Hydraulic function selector (standard for W9 model)

Semi-mounted ploughs

Manoeuvrability, sturdiness, ergonomics

RANGE SP 9

Gregoire-Besson offers today the largest range of single-wheeled ploughs, resulting from years of testing and customer listening.

- From 5 to 9 furrows
- Mechanical or hydraulic working width adjustment
- In-furrow or on land ploughing




SP 9

- In-furrow ploughing
- Front furrow adjustment (slide)
- «Double-armed» wheel mounting bracket
- Wheel diameter: from 1000 to 1220 mm
- Inner distance between tyres:
 - Min.: 1,20 m
 - Max.: 1,80 m



SPMF 9 / SPMFW 9

- In-furrow ploughing
- Front furrow adjustment (compass)
- «Single-armed» wheel mounting bracket:
 - Easy access to the wheel
- Possibility to work without the first body
- Wheel of diameter 1220 mm
- Inner distance between tyres:
 - Min.: 1,20 m
 - Max.: 2,00 m









SPLM 9 / SPLMW 9

- Gregoire-Besson exclusivity:
 - In-furrow and/or on-land ploughing
 - Front furrow adjustment (compass)
 - Wheel of diameter 1220 mm
 - «Single-armed» wheel mounting bracket
 - Easy access to the wheel
- Tractor overall width : up 3.50m (on-land ploughing)
- Inner distance between tyres:
 - Min.: 1,40 m



Technical specifications

 min						KG max
SP9						
130 HP	180 x 180 mm	5	160/ 170/ 180 cm	B, X, Y, Z	12 to 20"	2750
160 HP		6				3050
210 HP		7				3350
260 HP		8				3650
300 HP		9		B		3950
SPMF 9 - SPMFW 9 / SPML 9 - SPMLW 9						
140 HP	180 x 180 mm	5	160/ 170/ 180 cm	B, X, Y, Z	12 to 20"	3900
170 HP		6				4200
220 HP		7				4500
270 HP		8				4800
310 HP		9*		B		4950

Weights and HP requirements only indicative, subject to variations following options and type of soil
 * only on SP9 model

Power control in all circumstances

Hard conditions

Safety device type B



- 2 x shearbolts
- Choice of shearbolt strength : 8.8 or 10.9
- Pivot point positioned vertically from the point

Safety device type X



For extreme conditions, system without lateral tripping

- Point pressure capacity from 700 to 2800 kg
- Ground clearance : 78 cm


Safety device type Y



Gregoire-Besson exclusivity

- Mounted on 4 independent ball bearings allowing both vertical and lateral movement
- Point pressure capacity from 620 to 1600 kg
- Articulation axle assembled with grease fitting
- Mounted on double linking rods, ground clearance : 85 cm

Auto-reset hydraulic safety device Z



For very hard conditions

- Resized interaxle to increase point pressure capacity (700 to 2800 Kg)
- Ground clearance : 70 cm

Genuine Gregoire-Besson wearing parts

The simplest way to achieve high output

For its wearing parts, Gregoire-Besson uses the best technologies to reach higher quality.

Parts are designed to be easy to pull, long-lasting, to ensure penetration and lead to top-of-the-range ploughing.

Genuine Gregoire-Besson wearing parts : use what you have paid for!

Example : Genuine Gregoire-Besson 3-holes point : "2 Kg purchase, 400g junk, 80% used !"

Reinforced share / carbide

Genuine **reinforced share**, allowing ploughing without point where appropriate



Reversible landside



4 positions for an optimal use



Wearing plate to improve **landside long-lasting**

3-holes point / carbide

4 positions for a material optimal use (specific to Gregoire-Besson)

Easy to pull and less aggressive, the point is well adapted to stony conditions



Self-sharpening bar point

- **ø 35 x 35 mm** as standard equipment
- **Adjustable and reversible**
- **Makes it possible** for the point to penetrate into the soil deeply, independently from the share



Mouldboards

Large choice to suit all conditions.

Short or long, plain or slatted, helicoidal or cylindrical



Cylindrical mouldboard



Helicoidal mouldboard



Slatted mouldboard



Plastic mouldboard

Skimmers


To choose according to the quantity of plant residues to be ploughed in.



Universal skimmer




Maize skimmer



Mixed skimmer



Manure skimmer



Pasture skimmer

Genuine Gregoire-Besson wearing parts are covered by the GB warranty against breaking and deformation.

